



SPECIFICATION F430

PRINCIPAL DIMENSIONS according to ISO 8666

Length Overall (Lmax)	13.55 m	44' 5"
Length of Hull (LH)	11.73 m	38' 5"
Beam (BH)	4.20 m	13' 8"
Draught (Tmax)	1.13 m	3' 7"
Air height	5.37 m	17' 6"
Fuel capacity	1100 l	242 UK gal
Water capacity	450 l	99 UK gal
Displacement	13.65 t	13.43 UK t
CE Category	B	B
Max. person	12	12

ENGINE STANDARD

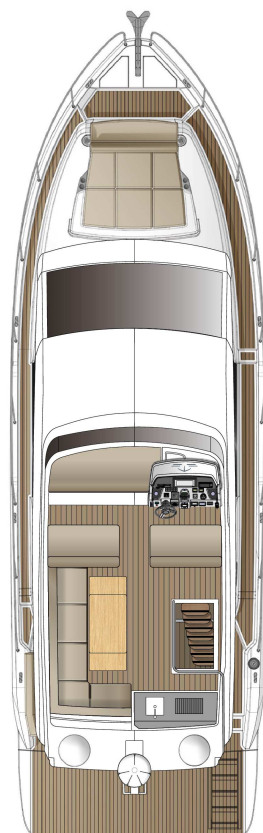
2 x Volvo Penta IPS400 - Pod drive	23 knots*
------------------------------------	-----------

ENGINE OPTIONS

2 x Volvo Penta IPS500 - Pod drive	28 knots*
2 x Volvo Penta IPS600 - Pod drive	32 knots*



*All performance figures are given in good faith and are intended as an indication. These figures cannot be guaranteed as top speed in particular is affected by the cleanliness of the hull, conditions of the propellers, weight carried and air/sea temperature. Performance is related also to the optional accessories selected. SEALINE reserves the right to change specifications in line with the company policy of improvement through research and development. Standard Propeller tested in Greifswald according to Volvo conditions. All measurements/figures approximate. Errors and omissions excepted. Specification and material can be changed without notice. Please check with your dealer for a full list of inclusions. Valid from 2018.07.01

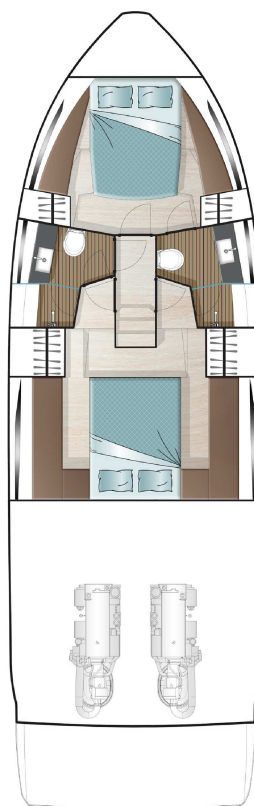


FLYBRIDGE
with optional
wetbar



MAIN DECK

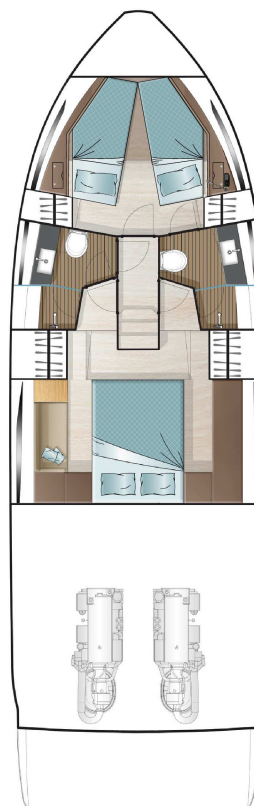
C1



LOWER DECK
standard

A1

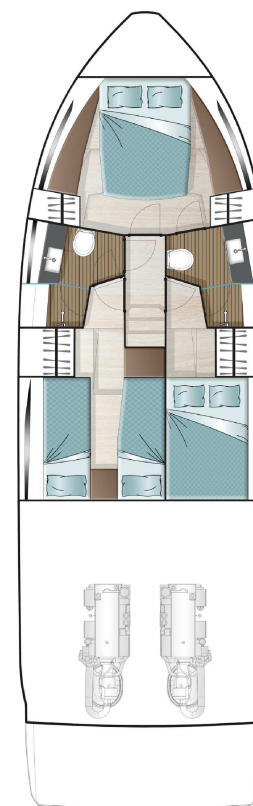
B1



LOWER DECK
optional

A2

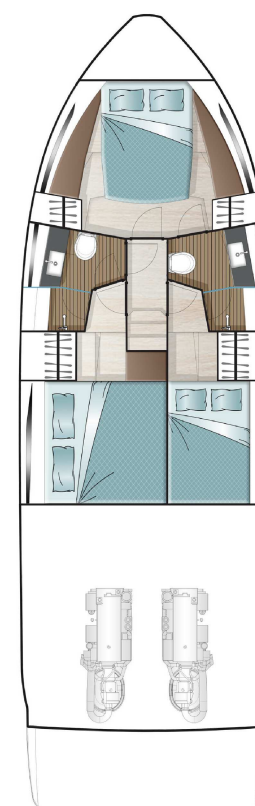
B2
vanity
area in
owners
cabin
option



LOWER DECK
optional

A1

B3



LOWER DECK
optional

A1

B4

HULL

- GRP hull with sandwich construction, isophthalic gelcoat, colour: STAR WHITE, 1st layer vinyl ester resin
- Waterline, isophthalic gelcoat, colour: BLACK
- Aft pillar vinyl wrapped in GREY with SEALINE logo
- 2 hull windows (master cabin port side, VIP cabin port side)
- 4 hull windows with openable porthole (master cabin starboard side, VIP cabin, and toilettes)

DECK & COCKPIT

- GRP deck with antislip surface, isophthalic gelcoat, colour: STAR WHITE, 1st layer vinyl ester resin, anchor locker, self draining, anchor arm stainless steel
- Fender strip, rubber, colour: BLACK
- SEALINE steering wheel and throttles
- Full windscreen with pantograph wipers and screen wash
- Panoramic full glass windows and 2 fixed skylights in saloon
- Sliding door between cockpit and galley and tilting window to enlarge galley into cockpit
- Bathing platform in fiberglass, bathing ladder with handrail and bathing shower with hot and cold water and opening stainless steel gate.
- Stainless steel pulpit, 6 stainless steel mooring cleats, stainless steel handrails
- Seating "L"-shaped bench with fixed backrest with storage underneath and teak bar
- Bench at bow, GRP surface
- Manual engine hatch

PROPULSION

- Engine room, sound insulated, fans with fire extinguisher system, automatic and manual, Batteries-Engines: 2 x 90 Ah / 12 V, Battery charger 30 A (only for engine batteries)
- 2 Volvo Penta IPS 400 (301 hp), Pod Drive propeller: T3 (TBC), 2 Volvo engine instrumentation 2.5" displays

- Manual TRIM TAB
- Fuel tank, capacity: 1100 litres
- Fuel Filter

ELECTRICAL EQUIPMENT

- 12 V and 230 V electric system with 230 V shore power connection and digital switches, sockets in saloon (1), master cabin (2), VIP cabin (2), galley (2), toilettes (1), engine room (1) and 12V on dashboard (1)
- Batteries-Service: 2 x 260 Ah
- Country Version: EU / AUS
- Electric toilets
- Light in cabins, saloon and galley with dimmer. Dimmable indirect lights and reading lights in cabins. Lights in toilettes, cockpit and engine room.
- Front screen demister
- Holding tank (170 l)
- Water tank (450 l) with gauge, fresh water pump and boiler (40 l)
- Bilge pumps: automatic electric (2) and manual emergency bilge pump in cockpit (1)

NAVIGATION & INSTRUMENTS

- Standard GRP dashboard at main helm (flybridge) and main bridge with with engine room fire estinguisher system
- Compass
- Navigation lights

LAYOUT & INTERIOR

- A1: VIP cabin with double berth, 2 wardrobes and sideboards with stowage and two bedside tables. 1 drawer underneath the bed. 3 Skylights, one openable, direct access to separated head. Fully equipped head with separate shower stall with handheld shower, and comfort seat with wood cover.
- B1: Master cabin with double berth, wardrobes and sideboards with stowage on both sides, 2 bedside tables, direct access to separated head

Fully equipped head with separate shower stall with handheld shower, and comfort seat with wood cover. Second door for dayhead utilization

- C1: Saloon with "U" shaped sofa, pilot copilot seats, galley with stowage, fridge with freezer compartment, gas stove - 2 burners, 1 gas oven and sink with draining basin
- D1: Flybridge with 2 pilot seats and 2 copilot seats. "U"-shaped sofa with storage underneath and foldable cockpit table. Sunbed at bow. Roll bar in GRP for instrumentation, anchor and steaming light and flag hooks. Handrail on entrance and stair to cockpit. Acrylic windshield and stainless steel railing around the flybridge.
- Saloon table with fixed leg
- Counter tops in galley, in BISTRO material (according to colour card)

UPHOLSTERY & WOOD

- Upholstery scheme BALTIMORE (according to colour card)
- Exterior seating material in SARDINIA GULL WING (according to colour card)
- Upholstery helmsman seat: BALTIMORE (according to colour card), Bed frames and bedheads in all cabins in soft material, colour: silvertex anthracite
- Standard mattresses in all cabins
- Carpet in cabins (according to colour card)
- Interior furniture in high quality marine plywood: WELLINGTON WOOD (according to colour card)
- Saloon and galley flooring in AUSTRALIAN ACACIA (according to colour card)

TRANSPORT

- Identified locations for hand held fire extinguishers - (hand held fire extinguishers are not supplied), SEALINE Owner's Manual in SEALINE document bag