

SPECIFICATION C530

PRINCIPAL DIMENSIONS according to ISO 8666

Length Overall (Lmax)	16.13 m	52' 9"
Length of Hull (LH)	14.36 m	47' 1"
Beam (BH)	4.56 m	14' 9"
Draught (Tmax)	1.36 m	4' 5"
Air Height	6.05 m	19' 8"
Fuel capacity	1560 l	343 UK gal
Water capacity	766 l	168 UK gal
Displacement	19.98 t	19.66 UK t
CE Category	B	B
Max. persons	12	12

ENGINE STANDARD

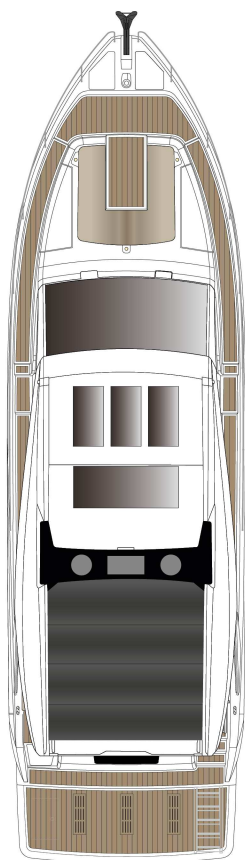
2 x Volvo Penta IPS600 - Pod drive	26 knots*
------------------------------------	-----------

ENGINE OPTIONS

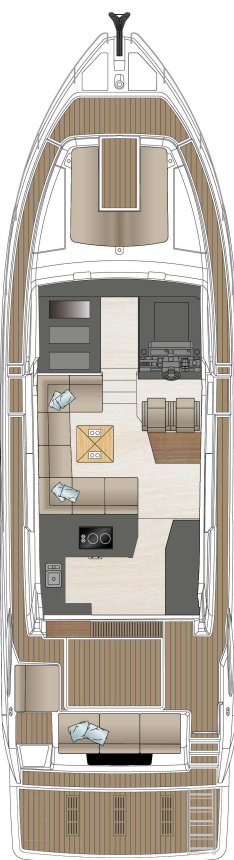
2 x Volvo Penta IPS700 - Pod drive	30 knots*
2 x Volvo Penta IPS800 - Pod drive	33 knots*



*All performance figures are given in good faith and are intended as an indication. These figures cannot be guaranteed as top speed in particular is affected by the cleanliness of the hull, conditions of the propellers, weight carried and air/sea temperature. Performance is related also to the optional accessories selected. SEALINE reserves the right to change specifications in line with the company policy of improvement through research and development. Standard Propeller tested in Greifswald according to Volvo conditions. All measurements/figures approximate. Errors and omissions excepted. Specification and material can be changed without notice. Please check with your dealer for a full list of inclusions. Valid from 2018.01.01



ROOF



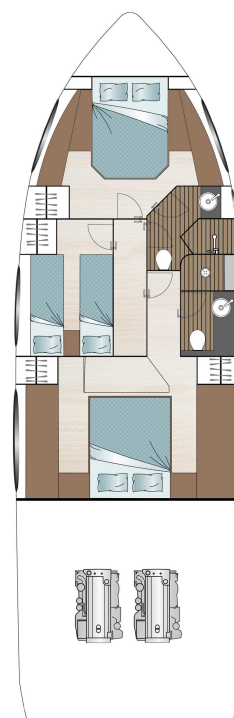
MAIN DECK
standard

E1



MAIN DECK
optional

E2



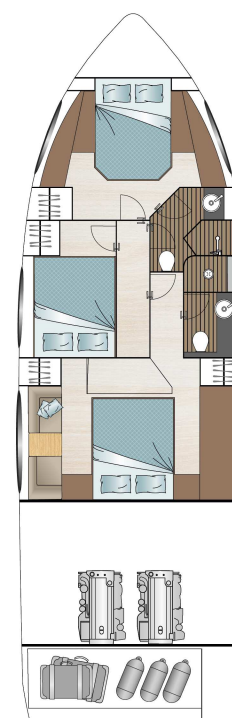
LOWER DECK
standard

A1

B1

C1

D1



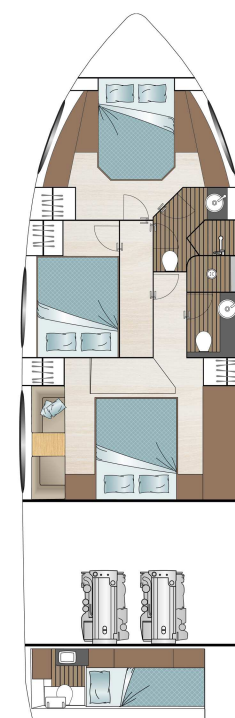
LOWER DECK
optional

A1

B2

C2

D2



LOWER DECK
optional

A1

B2

C2

D3

HULL

- GRP hull with sandwich construction, isophthalic gelcoat, colour: STAR WHITE, 1st layer vinyl ester resin
- Waterline, isophthalic gelcoat, colour: BLACK
- Aft pillar vinyl wrapped in GREY with SEALINE logo
- 2 hull windows (master cabin on port side, VIP cabin on port side)
- 5 hull windows with openable porthole (master cabin on starboard side, VIP cabin on starboard side, guest cabin and toilettes)

DECK & COCKPIT

- GRP deck with antislip surface, isophthalic gelcoat, colour: STAR WHITE, 1st layer vinyl ester resin, anchor locker, self draining, anchor arm stainless steel
- Fender strip, rubber, colour: WHITE, with stainless steel inlay
- SEALINE steering wheel with tilting system, joystick and throttles
- Full windscreen with pantograph wipers and screen wash
- Panoramic full, clear glass windows with door to starboard side and two fixed skylights in saloon
- Sliding door between cockpit and galley and tilting window to enlarge galley into cockpit
- Bathing platform and steps to cockpit with teak, bathing ladder with handrail and bathing shower with hot and cold water and opening stainless steel gate
- Stainless steel pulpit, 6 stainless steel mooring cleats, stainless steel handrails
- Seating bench with fixed backrest at stern on port side with storage and foldable teak bar, electric bimini
- U-shaped bench at bow with storage box
- Manual engine hatch

PROPULSION

- Engine room, sound insulated, fans with fire extinguisher system, automatic and manual, Batteries-Engines: 2 x 90 Ah / 12 V, Battery charger 30 A (only for engine batteries)
- 2 Volvo Penta IPS 600 (435 hp), Pod Drive propeller: TS6. Volvo engine instrumentation, 7" display
- Manual Interceptor System
- Fuel tank, capacity: 1560 litres
- Fuel Filter

ELECTRICAL EQUIPMENT

- 12 V and 230 V electric system with 230 V shore power connection. Sockets in saloon (1), master cabin (3), VIP cabin (2), galley (2), guest cabin (1), toilettes (1), engine room (1) and 12 V on dashboard (1)
- Batteries-Service: 3x 260 Ah / 12 V, inverter/charger 12 V / 3000 W - 150 A
- Country Version: EU / AUS
- Electric toilets
- Light in cabins, saloon and galley with dimmer
- Dimmable indirect lights and reading lights in cabins
- Lights in toilettes, cockpit and engine room
- Front screen demister
- Holding tank (340 l)
- Water tank (766 l) with gauge, fresh water pump and boiler (40 l)
- Bilge pumps: automatic electric (2) and manual emergency bilge pump in cockpit (1)

NAVIGATION & INSTRUMENTS

- Standard dashboard with engine room fire extinguisher system
- Compass
- Navigation lights

LAYOUT & INTERIOR

- A1: VIP cabin with double berth, wardrobe and sideboards with stowage, mirror and two bedside tables. 3 skylights, one openable, direct access to separated day head
- B1: Guest cabin with twin berths, one drawer underneath, wardrobe and stowage on port side and bed table. Fully equipped day and guest head, separate shower stall with handheld shower and bracket. Comfort seat with wood cover.
- C1: Master cabin with double berth and drawers underneath, wardrobes and sideboards with stowage, mirrors and two bedside tables. Fully equipped master cabin head, separate shower stall with raining and hand shower, comfort seat with wood cover.
- D1: Engine room with possibility to upgrade to the option D2 (storage room) or D3 (crew cabin)
- E1: Saloon with two sofas, convertible into U-shaped sofa. Pilot and copilot seats with sideboard behind. Galley with stowage, fridge, freezer, ceramic electric stove - 2 burners, microwave with grill and sink with draining basin.
- Saloon table with fixed leg
- Worktop in galley in CORIAN, colour: DEEP ESPRESSO, satin (according to colour card)

UPHOLSTERY & WOOD

- Upholstery scheme BALTIMORE (according to colour card)
- Exterior seating material in SARDINIA GULL WING (according to colour card)
- Upholstery helmsman seats and bedframes in all cabins: LONG ISLAND LEATHER, colour: PALISANDER (according to colour card) and bedheads in master and VIP cabin in GREY STONE. Bedheads in guest cabin in soft material.

- Standard mattresses in all cabins
- Carpet in cabins (according to colour card)
- Interior furniture in high quality marine plywood: WELLINGTON WOOD (according to colour card)
- Saloon and galley flooring in AUSTRALIAN ACACIA (according to colour card)

TRANSPORT

- Identified locations for hand held fire extinguishers - (hand held fire extinguishers are not supplied), SEALINE Owner's Manual in SEALINE document bag